



UBAYA
UNIVERSITAS SURABAYA

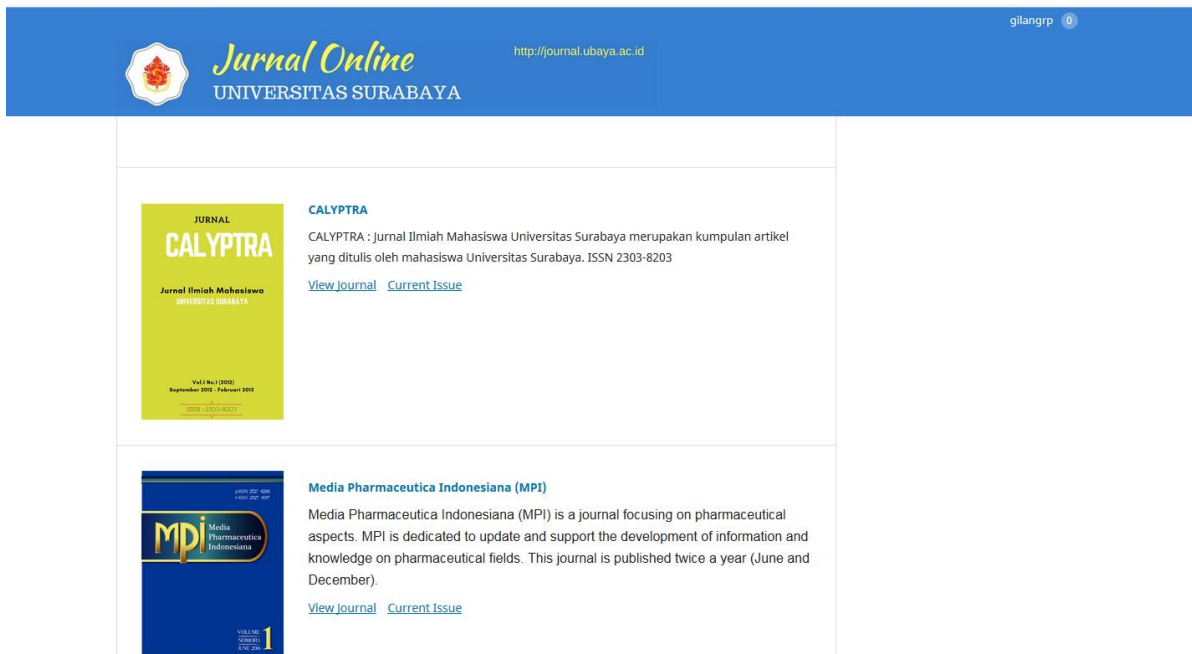
TUTORIAL SUBMISSION ARTICLE MPI

MPI Media
Pharmaceutica
Indonesiana

Redaksi MPI
Fakultas Farmasi
Universitas Surabaya

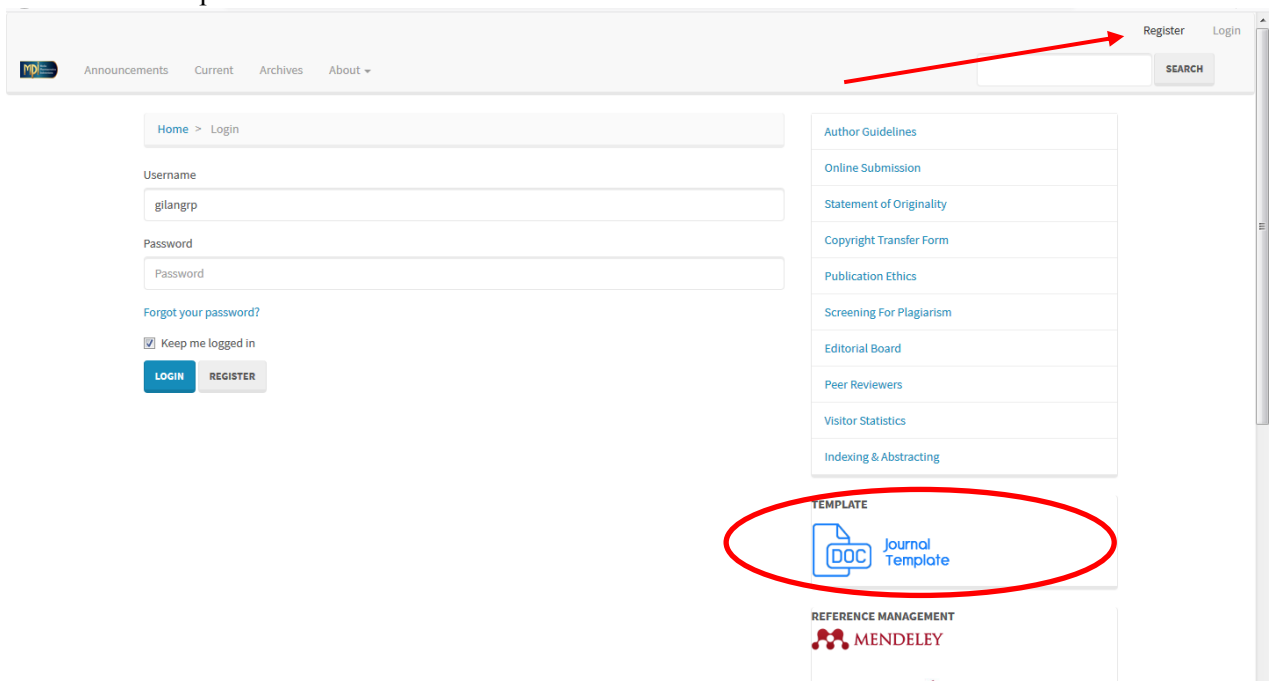
TUTORIAL SUBMISSION ARTICLE MPI

1. Langkah pertama masuk ke web browser PC anda. Lalu ketik link <https://journal.ubaya.ac.id/> lalu pilih “**Media Pharmaceutica Indonesiana (MPI)**”.



The screenshot shows the top navigation bar of the journal website. On the left is the logo of Universitas Surabaya and the text "Jurnal Online UNIVERSITAS SURABAYA". In the center is the URL "http://journal.ubaya.ac.id". On the right, the user name "gilangrp" is displayed. Below the header, there are two featured journal covers. The first is "JURNAL CALYPTRA" with a yellow cover, described as a student journal with ISSN 2303-8203. The second is "Media Pharmaceutica Indonesiana (MPI)" with a blue cover, described as a journal focusing on pharmaceutical aspects, published twice a year.

2. Kemudian akan muncul laman seperti di bawah ini, lalu klik “**Register**” pada pojok kanan atas. File yang diupload harus sesuai template jurnal yang sudah disediakan. Template dapat didownload di “**Journal Template**”.



The screenshot shows the user interface for article submission. At the top right, there are links for "Register" and "Login", with a red arrow pointing to "Register". Below the navigation bar is a search box and a "SEARCH" button. The main content area is divided into two columns. The left column contains a login form with fields for "Username" (filled with "gilangrp") and "Password", a "Forgot your password?" link, a "Keep me logged in" checkbox, and "LOGIN" and "REGISTER" buttons. The right column contains a list of links: "Author Guidelines", "Online Submission", "Statement of Originality", "Copyright Transfer Form", "Publication Ethics", "Screening For Plagiarism", "Editorial Board", "Peer Reviewers", "Visitor Statistics", and "Indexing & Abstracting". At the bottom of the right column, there is a "TEMPLATE" section with a "Journal Template" link, which is circled in red. Below that is a "REFERENCE MANAGEMENT" section with a "MENDELEY" logo.

Register Login

Announcements Current Archives About

Home > Register

Profile

First Name
gilang

Middle Name
ramadhani

Last Name
putra

Affiliation

Country

Login

Email

Username

Password

Repeat password

REGISTER LOGIN

- Author Guidelines
- Online Submission
- Statement of Originality
- Copyright Transfer Form
- Publication Ethics
- Screening For Plagiarism
- Editorial Board
- Peer Reviewers
- Visitor Statistics
- Indexing & Abstracting

TEMPLATE

Journal Template

REFERENCE MANAGEMENT

MENDELEY

EndNote

Information

- For Readers
- For Authors
- For Librarians

3. Isilah data diri anda pada form “**Profile**” dan form “**Login**”. Setelah selesai klik button “Register”. Lalu jika berhasil akan muncul tampilan seperti dibawah ini dan pada pojok kanan atas sudah otomatis login dengan username, password yang sudah anda masukan. Langkah selanjutnya yaitu submit file jurnal yang sudah anda siapkan. Klik tulisan “**Make a New Submission**” lalu akan muncul tampilan seperti dibawah ini.

gilangrp

Announcements Current Archives About

Home > Registration complete

Thanks for registering! What would you like to do next?

- [Make a New Submission](#)
- [Edit My Profile](#)
- [Continue Browsing](#)

- Author Guidelines
- Online Submission
- Statement of Originality
- Copyright Transfer Form
- Publication Ethics
- Screening For Plagiarism
- Editorial Board
- Peer Reviewers
- Visitor Statistics
- Indexing & Abstracting

TEMPLATE

Journal Template

REFERENCE MANAGEMENT

MENDELEY

EndNote

4. Pilih jenis artikel anda yang akan diunggah meliputi: original research article, short communication, critical review. Kemudian centang pilihan dibawahnya, Jika ingin menambahkan note kepada pihak editor bisa diisi pada kolom dibawahnya. Lalu klik button “Save and Continue”

Media Pharmaceutica Indonesiana (MPI) English View Site gtlangrp

Submit an Article

1. Start 2. Upload Submission 3. Enter Metadata 4. Confirmation 5. Next Steps

Tasks 0

Submissions

Section *

Original Research Articles

Short Communications

Critical Review

The submission has not been previously published, nor is it before another journal for consideration (or an explanation has been provided in Comments to the Editor).

The submission file is in OpenOffice, Microsoft Word, or RTF document file format.

Where available, URLs for the references have been provided.

The text is single-spaced; uses a 12-point font; employs italics, rather than underlining (except with URL addresses); and all illustrations, figures, and tables are placed within the text at the appropriate points, rather than at the end.

The text adheres to the stylistic and bibliographic requirements outlined in the Author Guidelines.

Comments for the Editor

Privacy Statement

The names and email addresses entered in this journal site will be used exclusively for the stated purposes of this journal and will not be made available for any other purpose or to any other party.

Save and continue Cancel

5. Selanjutnya pilih isi komponen dari artikel anda. Lalu akan muncul button untuk mengunggah file jurnal anda (Upload File) atau merubah file anda (Change File), kemudian klik “Continue”.

Upload Submission File

1. Upload File 2. Review Details 3. Confirm

Article Component *

Select article component

This field is required.

Ensuring a Blind Review

Continue Cancel

Upload Submission File

1. Upload File 2. Review Details 3. Confirm

Article Component *

Article Text

Drag and drop a file here to begin upload

Upload File

Ensuring a Blind Review

Continue Cancel

Upload Submission File

1. Upload File 2. Review Details 3. Confirm

Article Component *

Article Text

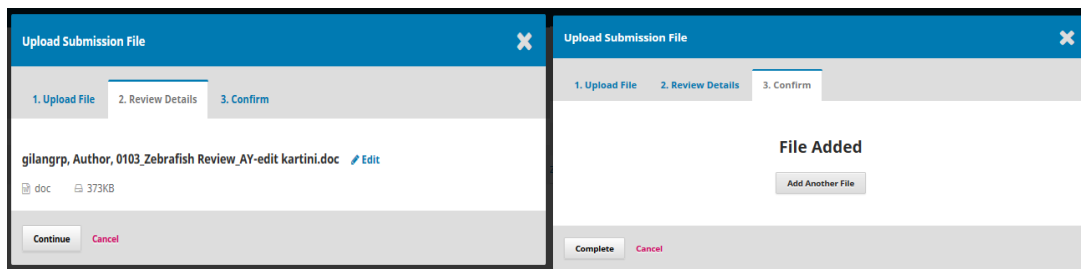
gltangrp, Author, 0103_Zebrafish Review_AY-edit kartini.doc

Change File

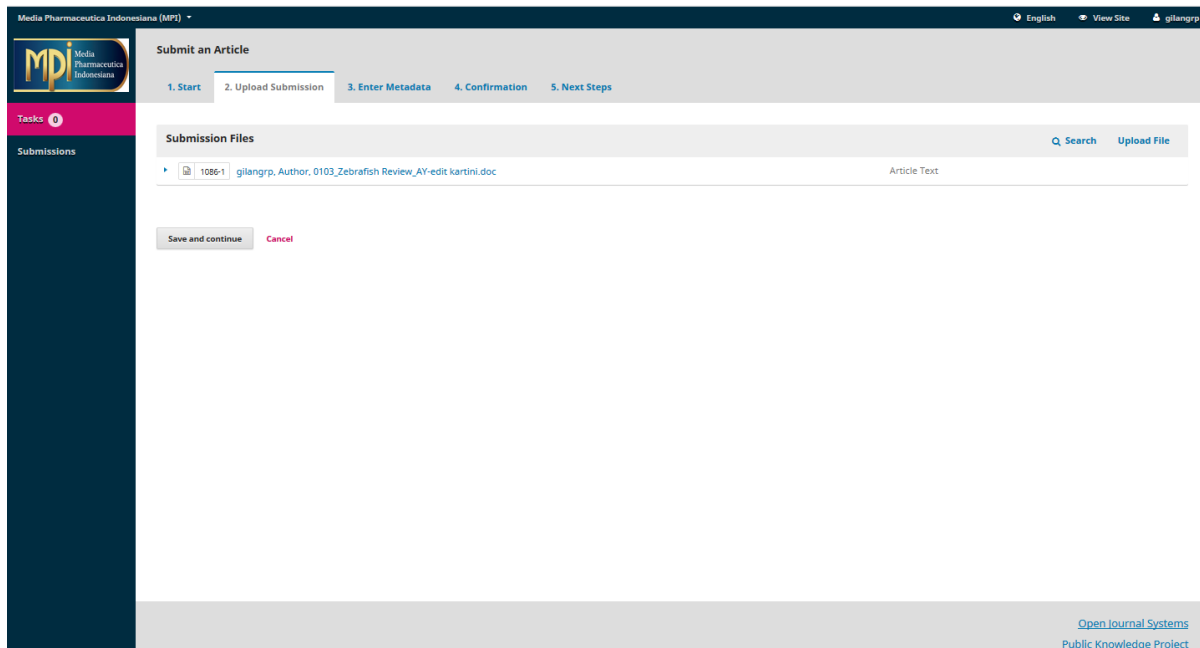
Ensuring a Blind Review

Continue Cancel

6. Lalu tahap “ Review Detail” klik button “Continue”. Tahap “Confirm” klik button “**Complete**”.



7. Pada langkah ini langsung klik button “Save and Continue”



8. Tahap ini anda diminta untuk melengkapi form mengenai atribut artikel anda meliputi: Prefik, Title, Subtitle, Abstract, Submission Metadata, Additional Refinements Discipline, dan Keyword, jika sudah selesai klik button “**Save and Continue**”. (Note: Bintang merah yang harus diisi yang lain hanya optional).

Media Pharmaceutica Indonesiana (MPI) English View Site gilangrp

Submit an Article

1. Start 2. Upload Submission 3. Enter Metadata 4. Confirmation 5. Next Steps

Tasks 0

Submissions

Prefix **Title ***

Examples: A, The

Subtitle

The optional subtitle will appear after a colon (:), following the main title.

Abstract *

List of Contributors [Add Contributor](#)

Name	E-mail	Role	Primary Contact	In Browse Lists
gilang ramadhani putra	mayaharfianggreeni@gmail.com	Author	<input checked="" type="checkbox"/>	<input checked="" type="checkbox"/>

Submission Metadata

These specifications are based on the Dublin Core metadata set, an international standard used to describe journal content.

List of Contributors [Add Contributor](#)

Name	E-mail	Role	Primary Contact	In Browse Lists
gilang ramadhani putra	mayaharfianggreeni@gmail.com	Author	<input checked="" type="checkbox"/>	<input checked="" type="checkbox"/>

Submission Metadata

These specifications are based on the Dublin Core metadata set, an international standard used to describe journal content.

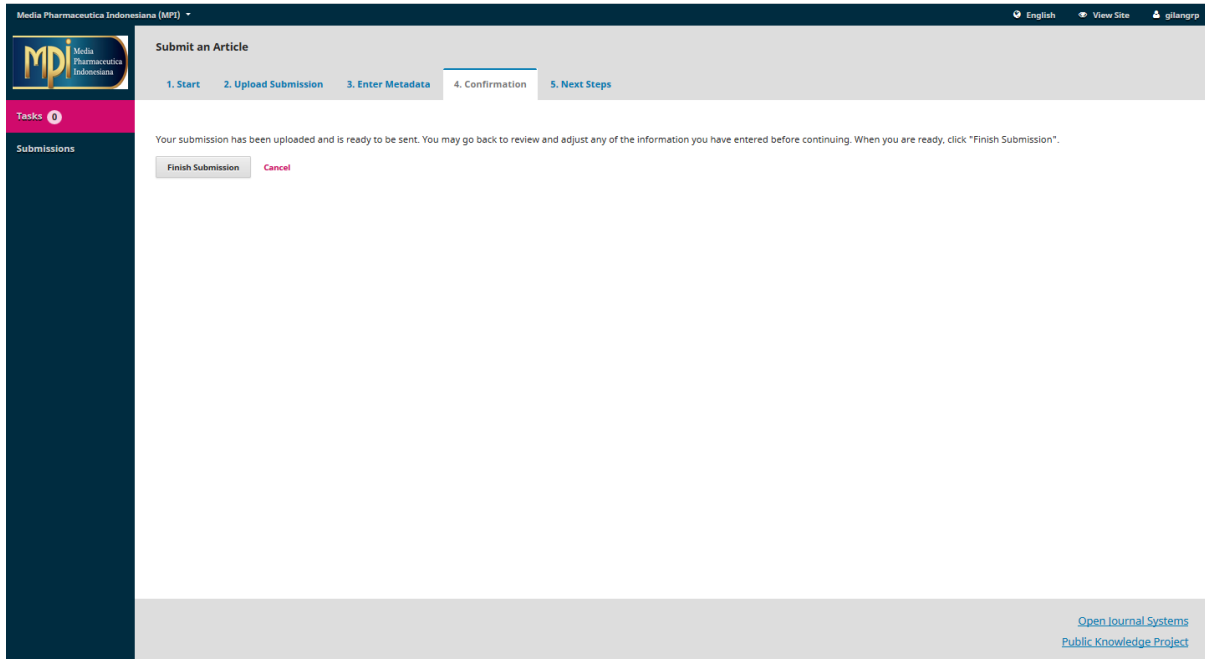
Additional Refinements

Discipline(s)

Keywords

[Open Journal Systems](#)
[Public Knowledge Project](#)

9. Tahap ini langsung klik button “**Finish Submission**”



Catatan:

File yang diupload harus sesuai template jurnal yang sudah disediakan. Jika tidak artikel tidak akan diproses.